


















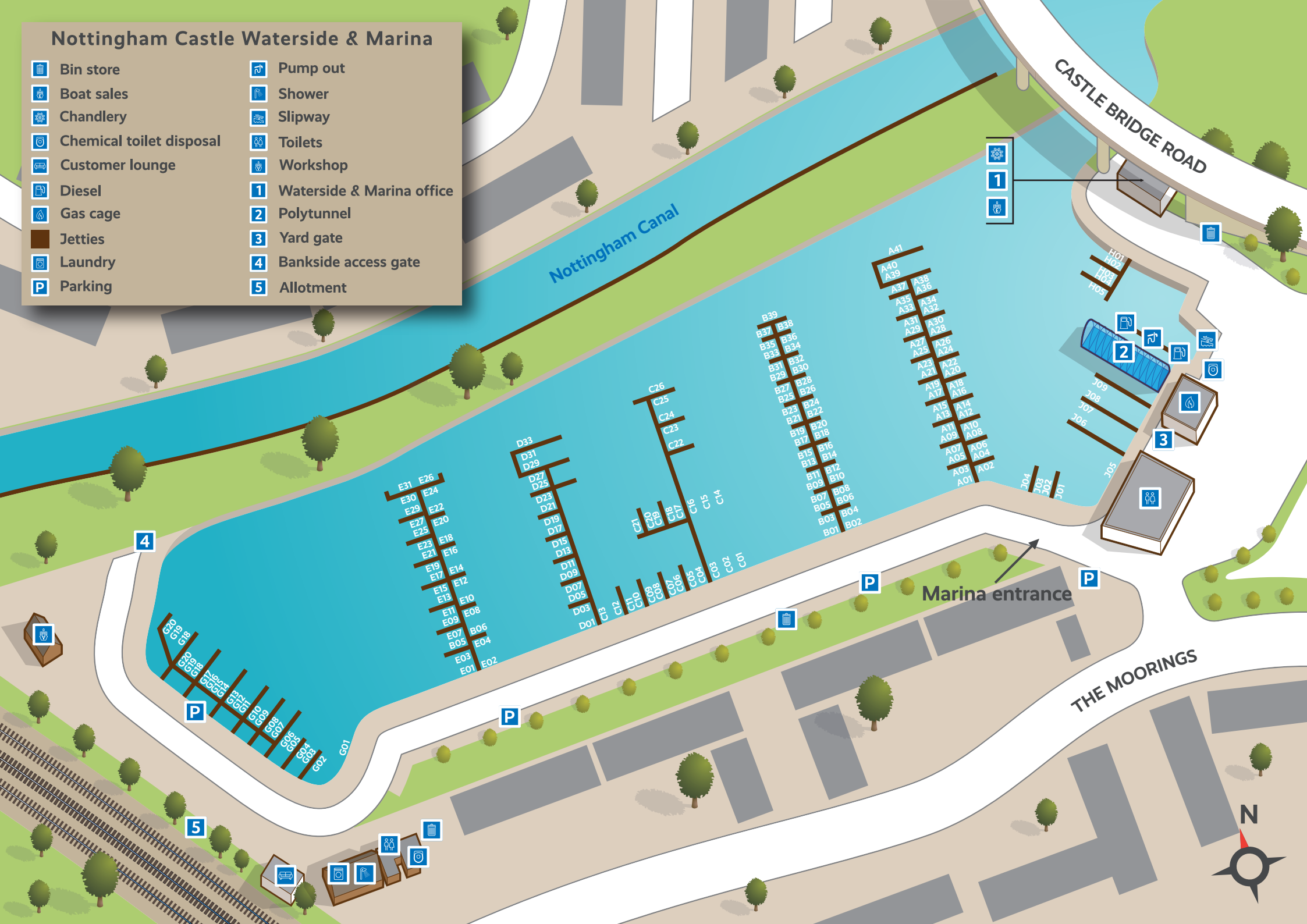


Nottingham Castle Waterside & Marina

- | | |
|--|---|
|  Bin store |  Pump out |
|  Boat sales |  Shower |
|  Chandlery |  Slipway |
|  Chemical toilet disposal |  Toilets |
|  Customer lounge |  Workshop |
|  Diesel |  Waterside & Marina office |
|  Gas cage |  Polytunnel |
|  Jetties |  Yard gate |
|  Laundry |  Bankside access gate |
|  Parking |  Allotment |



CASTLE BRIDGE ROAD

Nottingham Canal

Marina entrance

THE MOORINGS

N